

Idaho High School Activities Association

**2011
Girls & Boys
“Real Dairy Shootout” Manual**



**United Dairymen of Idaho
The Official Sponsor of IHSAA State Championship Events**

2010-2011 State Tournament Host Hotels

The following hotels have agreed to serve as the 2010-2011 State Tournament Host Hotels by providing complimentary rooms for tournament officials. We appreciate their generous support and urge all IHSAA member schools to patronize these Partners in Youth Development.

<u>EAST BOISE</u>		
DoubleTree Club Hotel	475 W Park Center Blvd	208-345-2002
Grove Hotel	245 S Capitol Blvd, Boise	208-472-3363
Hampton Inn & Suites, Boise/Downtown	495 S Capitol Blvd	208-331-1900
Holiday Inn	3300 Vista Ave	208-344-8365
Holiday Inn Express, Boise	2613 S Vista Ave, Boise	208-388-0800
Residence Inn by Marriott	1401 Lusk Ave	208-344-1200
SpringHill Suites, Park Center	424 E Park Center Blvd	208-342-1044

<u>WEST BOISE / NAMPA / CALDWELL</u>		
Country Inns & Suites	3355 E Pine Ave, Meridian	208-639-3300
Courtyard by Marriott	1789 S Eagle Rd, Meridian	208-888-0800
Fairfield Inn & Suites, Nampa	16150 N Midland Blvd, Nampa	208-467-5888
Hampton Inn & Suites, Meridian	875 S Allen St, Meridian	208-887-3600
Hampton Inn & Suites, Nampa	5750 Franklin Rd, Nampa	208-442-0036
Harrison Plaza Suites	409 S Cole Rd, Boise	208-375-7666
Mr Sandman Inn & Suites	1575 S Meridian Rd, Meridian	208-887-2062
Shilo Inns & Resorts		
Nampa Suites	1401 Shilo Dr, Nampa	208-465-3250
Nampa Blvd	617 Northside Blvd, Nampa	208-466-8993
Sleep Inn	1315 Industrial Rd, Nampa	208-463-6300
SpringHill Suites	6325 N Cloverdale Rd, Boise	208-939-8266
Super 8, Nampa	624 Northside Blvd, Nampa	208-467-2888

<u>COEUR D'ALENE AREA</u>		
Coeur d'Alene Inn	506 W Appleway, Coeur d'Alene	208-765-3200
Holiday Inn Express, Hayden	151 W Orchard, Hayden	208-772-7900
Red Lion Templin's Resort	414 E First Ave, Post Falls	208-773-1611

<u>LEWISTON AREA</u>		
Holiday Inn Express	2425 Nez Perce Dr, Lewiston	208-750-1600
Red Lion Hotel	621 21 st St, Lewiston	208-748-1000

<u>POCATELLO AREA</u>		
Call Pocatello Convention and Visitors' Bureau		208-235-7659

<u>TWIN FALLS / BURLEY AREA</u>		
Burley Inn	800 N Overland Ave, Burley	208-678-3501
Fairfield Inn & Suites, Burley	230 W 7 th St North, Burley	208-677-5000
Hampton Inn & Suites	1658 Fillmore, Twin Falls	208-734-2233
Holiday Inn Express	1554 Fillmore, Twin Falls	208-732-6001
Red Lion Hotel	1357 Blue Lakes Blvd N, Twin Falls	208-734-5000
Shilo Inns & Resorts	1586 Blue Lakes Blvd N, Twin Falls	208-733-7545

<u>IDAHO FALLS AREA</u>		
GuestHouse Inn & Suites	850 Lindsay Blvd, Idaho Falls	208-777-1405
Red Lion Hotel	475 River Parkway, Idaho Falls	208-523-8000
Shilo Inns & Resorts	780 Lindsay Blvd, Idaho Falls	208-523-0088

STATE BASKETBALL TOURNAMENTS

This manual is designed to assist you in obtaining information about the upcoming State Basketball Tournaments. It includes information about both boys' and girls' tournaments.

The information ranges from sites, dates and tournament coordinators, brackets and representation, to uniforms, awards, and coaches' meeting times and places. It is our hope that you will read the material carefully and it will be a helpful guide to you as you prepare for the road to the State Championships.

Should you have any questions, it is important that you contact the IHSAA as soon as possible.

Idaho High School Activities Association

8011 Ustick Road

Boise, Idaho 83704

Phone #: 375-7027

Fax #: 322-5505

Contact person: John Billetz

STATE TOURNAMENT COORDINATORS

5A Girls

February 17 - 19, 2011

The Idaho Center

16200 Idaho Center Blvd

Nampa 83687

Mgr: Randy Strong

Ph: 521-6040 or 521-6224

4A Girls*

February 17 - 19, 2011

Timberline H.S.

701 Boise Ave

Boise 83706

Mgr: Tol Gropp

Timberline H.S.

Ph: 854-6273

3A Girls*

February 17 - 19, 2011

Skyview H.S.

1303 E Greenhurst Rd

Nampa 83686

Mgr.: Dan McGee

Skyview H.S.

Ph: 498-0571

2A Girls*

February 17 - 19, 2011

Bishop Kelly H.S.

7009 Franklin Road

Boise 83709

Mgr: Dean Satterfield

Bishop Kelly HS

Ph: 375-6010

1A DI Girls*

February 17 - 19, 2011

Columbia H.S.

301 S Happy Valley Rd

Nampa 83686

Mgr: Randy Potter

Columbia H.S.

Ph: 498-0571

1A DII Girls

February 17 - 19, 2011

Nampa H.S.

203 Lake Lowell Blvd

Nampa 83686

Mgr: John Gregory

Nampa H.S.

Ph: 498-0551

*Championship games will be played at The Idaho Center, 16200 Idaho Center Blvd., Nampa

5A Boys

March 3-5, 2011

The Idaho Center

16200 Idaho Center Blvd

Nampa 83687

Mgr: Doug Standlee

Ph: 853-1209

4A Boys**

March 3-5, 2011

Borah HS

6001 Cassia

Boise 83709

Mgr: Vince Mann

Borah HS

Ph: 854-4370 ext 145

3A Boys**

March 3-5, 2011

Meridian H.S.

1900 W. Pine

Meridian 83642

Mgr: Jeremy Bergquist

Meridian H.S.

Ph: 350-4160

2A Boys**

March 3-5, 2011

Capital H.S.

8055 Goddard Road

Boise 83704

Mgr: Steve Sosnowski

Capital H.S.

Ph: 854-4501

1A DI Boys**

March 3-5, 2011

Vallivue H.S.

1407 Homedale Road

Caldwell 83605

Mgr: Greg Kimball

Vallivue H.S.

Ph: 454-9253 / 880-7914

1A DII Boys**

March 3-5, 2011

Caldwell H.S.

3401 S. Indiana

Caldwell 83607

Mgr: Scott Thomas

Caldwell H.S.

Ph: 455-3304

*Championship games will be played at The Idaho Center, 16200 Idaho Center Blvd., Nampa

IHSAA Administrator: John Billetz, Executive Director

Ph: 375-7027

Pre-Tournament Meetings

The meeting for tournament hosts, participating coaches, administrators, and officials will be held as listed below. All participating schools should have a representative in attendance at this meeting.

Girls:	Idaho Center	8:00 a.m.	February 17
Boys:	Idaho Center	8:00 a.m.	March 3

Parking, admission, pass gates and other details will be discussed at the pre-tournament meeting.

2011 Representation

5A		4A		3A	
<u>Dist.</u>	<u>Rep.</u>	<u>Dist.</u>	<u>Rep.</u>	<u>Dist.</u>	<u>Rep.</u>
I-II	2	I-II	1	I-II	2
III	5	III	2.5	III	2
V-VI	1	IV	2	IV	1
(No 5A schools in D IV)		V	1	V	1.5
		VI	1.5	VI	1.5

2A		1A DI		1A DII	
<u>Dist.</u>	<u>Rep.</u>	<u>Dist.</u>	<u>Rep.</u>	<u>Dist.</u>	<u>Rep.</u>
I-II	1.5	I-II	.5	I	1
III	2.5	II	2.5	II	1
IV	1.5	III	3	III	2
V	1	IV-V-VI	2	IV	2.5
VI	1.5			V-VI	1.5

Admission - Public

Tournament Pass (6 sessions)	\$25.00
Discount Pass	\$16.00
General Admission (Pre championship)	\$ 5.00 / \$ 6.00 Championship Round
Discount Ticket (All rounds)	\$ 4.00

*Senior citizens, students in grades 7-12 with an activity card and students in grades 1-6 may purchase the discount tickets and passes.

Children under 6 admitted free

Security at The Idaho Center

The following security measures will be strictly enforced for every person entering the building. This includes all players, coaches, managers, administrators, cheerleaders, bands, performing groups, and tournament helpers for girls' and boy's basketball.

1. All competitors, support personnel, coaches and tournament personnel will be admitted to the state basketball tournaments through entrance #6.
2. Every bag will be searched by Idaho Center security upon entering the building. Any type of explosive material, items that could be used as weapons (knives, glass containers, etc.) or objects that could be thrown onto the playing area will be confiscated.
3. General spectators, including fans, parents and student support groups, will not be permitted to bring food, beverages, food containers or glass bottles of any type into the building.

Admission – Team Personnel

Head coaches and one assistant coach of each school participating in the tournament will be issued a tournament pass.

NOTE: The coach's regular IHSAA activity card will then be restricted to ONE ADMISSION for each session. Only the cardholder's spouse will be admitted on the coach's IHSAA activity card if the coach has been issued a tournament pass, unless arrangements are made for a guest at the IHSAA pass gate by the coach whose name is on the card.

Fifteen players and two managers will also be issued tournament participant passes.

Statisticians, bus drivers, "extra" cheerleaders and "extra" band members (see below) must purchase tickets unless the school administrator arranges for these people to be admitted by signing for them at the IHSAA pass gate. The school will be invoiced for extra admissions after the tournament.

Number of Players

Each school represented at the tournament may suit 15 players. If more than 15 players are in uniform at the start of competition, the game shall be forfeited.

Pep Bands, Cheerleaders, Student Cheering Sections

1. **Seating** - Pep bands and pep clubs must use the assigned area.
2. **Pep Bands** - Forty-five (45) pep band members from each school will be admitted free. Schools may bring more band members, but will be billed for the difference after the tournament. A band director or school official must be present at the time the band is admitted. NOTE: Pep bands may play **only** during games in which their team participates. Pep bands may play before the game, at time outs, quarters, and at halftimes. However, PLAYING DURING A LIVE BALL IS PROHIBITED. Each pep band is responsible for its own instruments. Facilities for storing instruments ARE NOT AVAILABLE at the tournament site. Please bring instruments **ONLY** to the game in which your team participates. Drums and other instruments are to be used **only** when the entire pep band plays.
3. **Cheerleaders** - Fifteen cheerleaders in uniform from each school will be admitted free. Schools may bring more than fifteen cheerleaders, but will be billed for the extra admissions after the tournament. The tournament manager will assign the cheerleaders to a specific area where team cheers must be conducted.
4. **Student Cheering Section**- All students must present their activity cards to be admitted for the student price. A special seating area will be reserved for cheering sections. NOTE: So that preparations can be made for seating, please let the tournament manager know one week in advance if your school's pep band or students will attend the tournament.
5. **Drill Teams** - Drill team members are admitted free of charge to sessions during which they will perform. They must present activity cards to be admitted for the student price at other sessions.

Crowd Control

Each school is responsible for the conduct of its students and adult fans. IHSAA rules require school to provide close supervision at all contests and asks for support and cooperation of administrators in enforcing the following rules:

1. No one other than authorized individuals will be allowed on the floor or in restricted areas.
2. Persons who enter the floor or restricted areas will be removed from the premises for the remainder of the tournament.

Halftime Activities

Drill teams or other official school organizations desiring to present entertainment at halftime should make direct arrangements with the tournament director. Any halftime performance is limited to seven minutes total time. In the past we have had problems with drill teams exceeding the time limitation. Any drill team that exceeds the time limitation will not be allowed to perform in further sessions.

Sportsmanship Rules

The following sportsmanship rules will be in effect at all IHSAA state play-ins and championship events:

1. **Face Painting** Full or half face painting is not permitted. Partial face painting is permitted (i.e. small markings on cheeks, nose, forehead).
2. **Posters/Banners/Signs** All signs must display **only** positive support for one's own team.
3. **Artificial Noisemakers** Artificial noisemakers are prohibited.
4. **Balloons** Balloons are not permitted at any IHSAA state play-in or championship event.
5. **Attire** Bare chests are not permitted. Shirts must be worn.
6. **Inappropriate Behavior** The following are not permitted:
 - a. Throwing objects onto (or entering) the playing area before, during or after a contest.
 - b. Verbal harassment or derogatory remarks directed toward an opponent or official.

Signs

Signs and banners will be limited to the area in front of each school's assigned cheering section. Schools should check with the tournament manager prior to hanging any signs at the state tournament site. Please do not tape signs to painted surfaces.

Official Basketball

A Spalding TF-1000 basketball will be provided by the tournament manager.

Official Rules

National Federation rules will be used for all Idaho basketball games.

Team Hosts

Each team will have a host to assist them while attending the state tournaments.

Pre Tournament Practice

No team will be allowed to practice at a state tournament site during the two weeks prior to the state tournament. To arrange for practice times and locations on Wednesday, please call:

5A Girls	Randy Strong	Idaho Center	521-6040 or 521-6224
4A Girls	Tol Gropp	Timberline HS	854-6273
3A Girls	Dan McGee	Skyview HS	498-0561
2A Girls	Dean Satterfield	Bishop Kelly HS	375-6010
1A DI Girls	Randy Potter	Columbia H.S.	498-0571
1A DII Girls	John Gregory	Nampa H.S.	498-0551
5A Boys	Doug Standlee	Idaho Center	853-1209
4A Boys	Vince Mann	Borah HS	854-4370 ext 145
3A Boys	Jeremy Bergquist	Meridian H.S.	350-4160
2A Boys	Steve Sosnowski	Capital H.S.	854-4501
1A DI Boys	Greg Kimball	Vallivue H.S.	454-9253
1A DII Boys	Scott Thomas	Caldwell H.S.	455-3304

Jerseys

Bring two sets of jerseys and your practice basketballs. The first day of the tournament, the team in the top bracket shall be the “home” team. The home teams will wear light jerseys and sit on the right side of the official's table (as you face it). The second day of the tournament, the tournament manager shall assign “home team” status.

Warm-up Between Games

Fifteen (15) minutes will be allowed for warm-up between games. This time may be limited to twelve (12) minutes due to scheduling requirements.

Protests

The IHSAA Board of Directors does not recognize protests of sports officials' decisions. Correction of errors can only be handled in accordance with the National Federation rules.

Dressing Rooms / Towels

Dressing rooms will be assigned. Towels will not be provided. Managers of teams are responsible to pick up litter from the floor of the locker room. Facilities are not available for uniform drying and storage.

Training Room

Training room facilities will be available for special assistance in case of an emergency. However, schools should plan to furnish their own tape and supplies.

Awards

Trophies will be awarded to first, second, third and consolation winners. Medals will be awarded to members of the Champion and Runner-up teams. The presentation of awards will be as follows: championship and runner-up awards will be made at the conclusion of the tournament. During the awards ceremony, the runner-up trophy will be presented first. The coach will be introduced, who in turn will introduce each of the players as the awarder presents a medal. The championship trophy will be presented in the same manner as the runner-up. Consolation and third place trophies will be awarded immediately following the consolation and third place games.

Nets

Teams will not be allowed to cut down the nets. A net will be awarded to the championship team.

National Anthem

The National Anthem will be played at the beginning of each session. The introduction of players will begin five minutes prior to the scheduled starting time and will be immediately followed by the National Anthem.

Programs

The composition, printing and selling of programs is the responsibility of the IHSAA. Each team will receive two complimentary programs from the IHSAA.

Rosters and Team Pictures

Rosters and scores of regular season games should be submitted **after the last regular season game**. All rosters and scores are to be submitted via the on-line form on the website, idhsaa.org. Hard copies of rosters and scores will not be accepted. Pictures are due at the same time and should be sent as JPEG or TIFF attachments to cheryl@idhsaa.org. Original photos may be mailed to 8011 Ustick Road, Boise 83704. Rosters and/or pictures not received by the deadline may not appear in the tournament program. Please call the IHSAA if you have any questions about picture formats. When e-mailed pictures are received, you will receive a reply that the picture has been received. If there is no reply, the picture was not received.

T-Shirts / Souvenir Merchandise

State tournament t-shirts and other souvenir merchandise will be sold at all tournament sites by McU Sports.

Lost and Found

A lost and found area will be established by the tournament manager.

Host Hotels / Hotel Conduct

See page 2 of this document for the hotels designated as host hotels for the state tournaments. We encourage all schools to take advantage of their special rates. **Conduct:** Each year a few athletes create a bad image for the rest by their uncontrolled behavior in motels. Coaches should check rooms closely upon arrival and at departure and make sure that their athletes are properly supervised.

All-Tournament Team

The IHSAA is philosophically opposed to all-tournament team selections. It is the right of the Media to conduct polls and establish rankings. However, the IHSAA will not participate in such selections nor announce them at the tournament.

MEDIA INFORMATION

Media Credentials

Media passes will be issued to members of the media upon request to the IHSAA or the tournament manager.

Broadcasting / Webcasting

Any station wishing to broadcast a state tournament game must sign and meet the requirements of the IHSAA broadcast contract. No more than two broadcast teams per game will be allowed. State play-ins or state tournament games shall not be filmed, videotaped or webcast without the written consent of the IHSAA. (Exception: Schools may film or videotape their **own** games for private use.)

State Basketball Financial Plan

The State Basketball Financial Plan has two very positive features:

1. Schools will receive some expense money.
2. Money will be sent to the schools soon after the completion of basketball tournaments.

Financial reimbursement is based upon mileage and number of games played. The one-way mileage will be determined from participating school to tournament site. If the school plays only two games in the state tournament, the mileage figure will be multiplied by two. If three games are played, the figure will be multiplied by three.

The money available for disbursement will be divided by the sum of mileage multiples for all schools as described above. The quotient will then be multiplied by each individual school's mileage multiple to determine the dollar figure for the school.

Twenty-five thousand dollars from the Dairymen's sponsorship has been earmarked for return to schools participating in girls' or boys' state basketball tournaments. This will be returned following the completion of all state basketball tournaments.

Example: Bonneville qualifies for the 4A state tournament in Boise. They travel 284 miles to Boise and play 3 games. $284 \times 3 = 852$ mileage multiple for Bonneville. This is done for all 48 girls' teams and all 48 boys' teams, adding all the mileage multiples together. The money available is divided for disbursement by the sum of all the mileage multiples, then multiply the quotient by 852 to determine the amount of money Bonneville school will receive. This money is sent following the basketball tournaments.

Pairings / Brackets/ Times

All tournaments are eight-team single elimination, with a consolation bracket for first-round losers and play-off for third and fifth place.

Play-in Games

(The team in the top half of the bracket is the home team)

Girls**Boys****5A**

No 5A play-ins in 2011

4A

3C
6B

Date: Feb. 12, 2011
Site: Burley H.S.
Time: 1:00 p.m.

Date: Feb. 26, 2011
Site: Burley H.S.
Time: 1:00 p.m.

3A

5B
6B

Date: Feb. 12, 2011
Site: Highland H.S., Pocatello
Time: 1:00 p.m.

Date: Feb. 26, 2011
Site: Highland H.S., Pocatello
Time: 1:00 p.m.

2A

1-2B
3C

Date: Feb. 12, 2011
Site: Grangeville or McCall HS
Time: 3:00 p.m. local time

Date: Feb. 26, 2011
Site: Grangeville or McCall H.S.
Time: 3:00 p.m. local time

4B
6B

Date: Feb. 12, 2011
Site: American Falls H.S.
Time: 1:00 p.m.

Date: Feb. 26, 2011
Site: American Falls H.S.
Time: 1:00 p.m.

1A DI

1A
2C

Date: Feb. 12, 2011
Site: St. Maries H.S.
Time: 1:00 p.m. Pacific

Date: Feb. 26, 2011
Site: St. Maries H.S.
Time: 1:00 p.m. Pacific

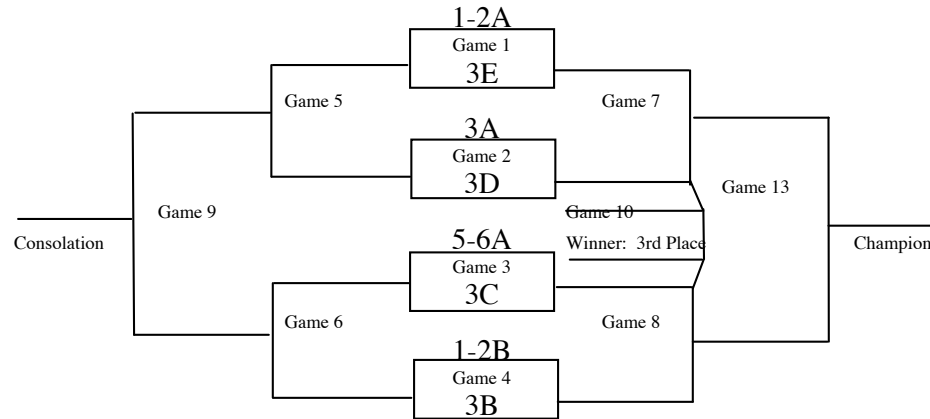
1A DII

4C
5-6B

Date: Feb. 12, 2011
Site: American Falls H.S.
Time: 3:00 p.m.

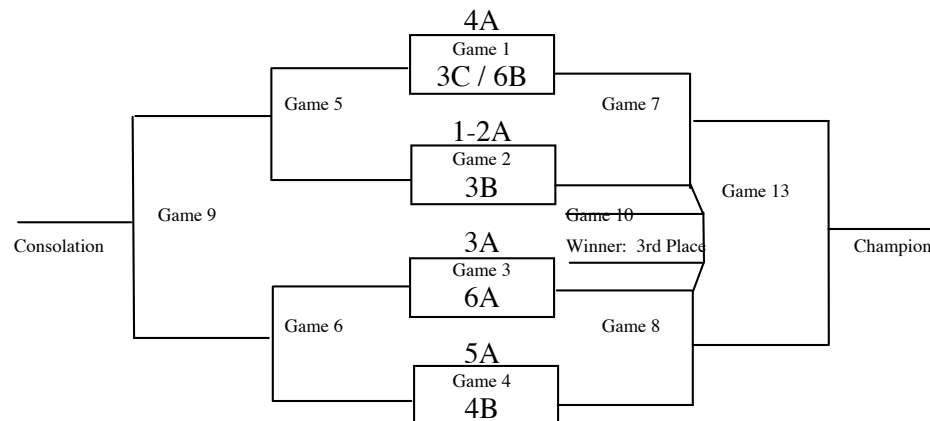
Date: Feb. 26, 2011
Site: American Falls H.S.
Time: 3:00 p.m.

5A GIRLS & BOYS

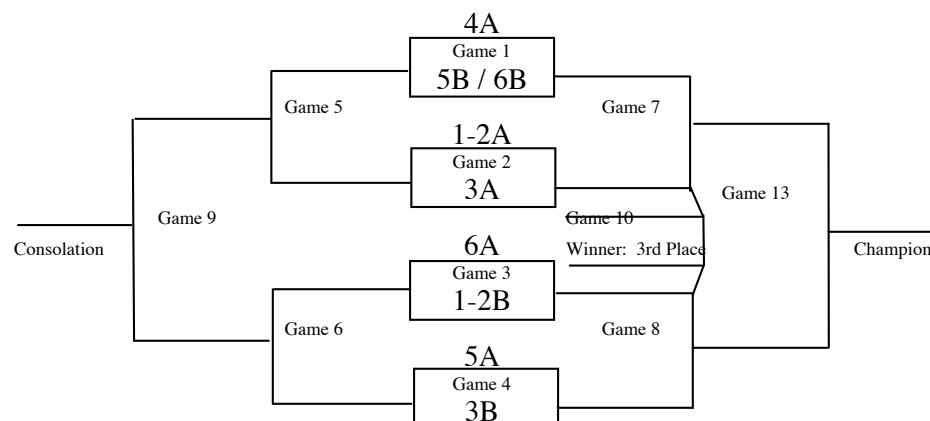


5A Girls: Game 9 will be played at Skyview HS & game 10 will be played at Columbia HS
 5A Boys: Games 9 & 10 will be played at Columbia High School

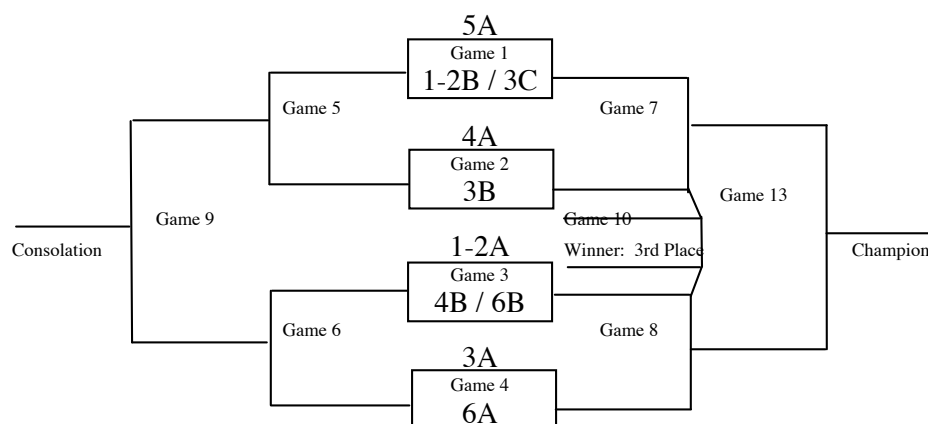
4A GIRLS & BOYS



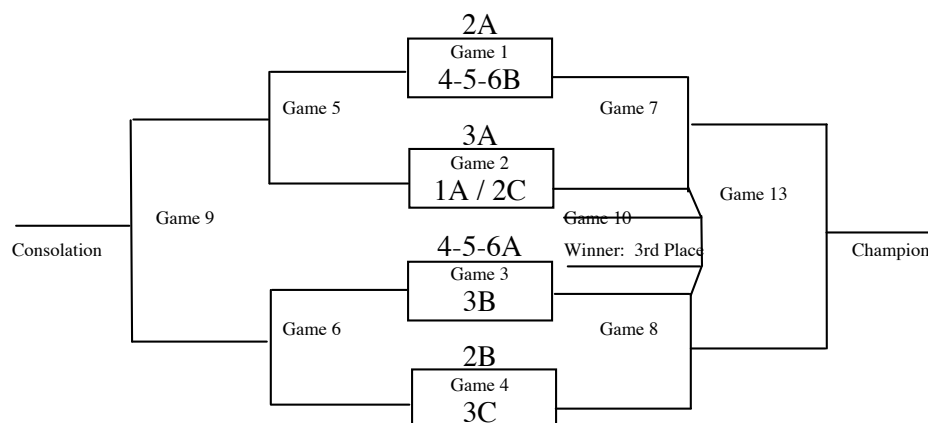
3A GIRLS & BOYS



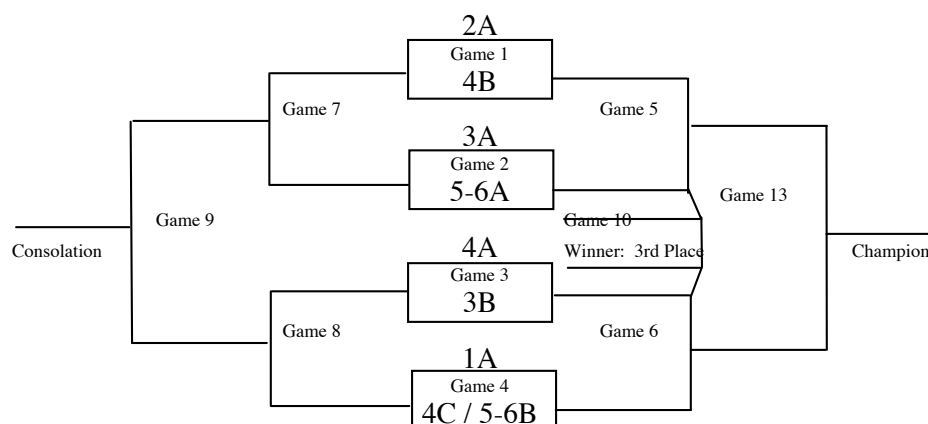
2A GIRLS & BOYS



1A DI GIRLS & BOYS



1A DII GIRLS & BOYS



Note: Friday games 5-8 for 1A DII have been rearranged

TIME SCHEDULE FOR GIRLS & BOYS

Thursday

Game 1	1:15 p.m.
Game 2	3:00 p.m.

BREAK

Game 3	6:15 p.m.
Game 4	8:00 p.m.

Friday

Game 5	1:15 p.m.
Game 6	3:00 p.m.

BREAK

Game 7	6:15 p.m.
Game 8	8:00 p.m.

Saturday

Breakfast of Champions 7:00 a.m. at the Idaho Center for coaches and administrators

Game 9	9:15 a.m.	Consolation
Game 9 (5A girls)	1:00 p.m.	Consolation
Game 10	11:00 a.m.	3rd Place
Game 10 (5A girls)	1:00 p.m.	3rd Place
Game 11	9:30 a.m.	1A DII Championship*
Game 12	11:30 a.m.	1A DI Championship*
Game 13	1:40 p.m.	2A Championship*
Game 14	3:50 p.m.	3A Championship*
Game 15	6:00 p.m.	4A Championship*
Game 16	8:00 p.m.	5A Championship*

*All championship games will be held at The Idaho Center

GIRLS STATE BASKETBALL RECORDS

Class A: 1976
Class B: 1976

Lewiston Jim Wicks
Lapwai Ferris Paisano

5A GIRLS

1977 Capital Barbara Johnson
1978 Boise Elaine Elliott
1979 Borah Laurie Burke
1980 Meridian Emery Roy
1981 Meridian Emery Roy
1982 Meridian Emery Roy
1983 Meridian Emery Roy
1984 Coeur d'Alene Dave Fealko
1985 Highland Randy Rehner
1986 Highland Randy Rehner
1987 Highland Randy Rehner
1988 Madison Garry Parkinson

1989 Madison Garry Parkinson
1990 Madison Garry Parkinson
1991 Coeur d'Alene Dave Fealko
1992 Coeur d'Alene Dave Fealko
1993 Centennial Emery Roy
1994 Coeur d'Alene Dave Fealko
1995 Lake City Dave Fealko
1996 Centennial Emery Roy
1997 Borah Jim Pankratz
1998 Centennial Emery Roy
1999 Borah Jim Pankratz
2000 Coeur d'Alene Bill Pratt

2001 Borah Jim Prankratz
2002 Boise Harry Angelos
2003 Timberline Rich Clements
2004 Centennial Emery Roy
2005 Boise Harry Angelos
2006 Centennial Emery Roy
2007 Lake City Darren Taylor
2008 Coeur d'Alene Dale Poffenroth
2009 Coeur d'Alene Dale Poffenroth
2010 Coeur d'Alene Dale Poffenroth

Team

Most total team points scored in 1 game:
Team scoring most points in tournament:
Highest point average by a team in tournament:
Least number of points allowed an opponent:

Centennial, 75 - 1994
Coeur d'Alene, 189 - 1991
Coeur d'Alene, 63 - 1991
Borah, 7 - 2001

Individual

Most points scored in one game:
Most field goals scored in one game:
Most free throws scored in one game:
Most points scored in tournament:
Most field goals scored in tournament:
Most free throws scored in tournament:
Highest average points per game:
Most 3 pt. goals scored in one game:
Most 3 pt. goals scored in tournament:

Brittney Hawks, Madison, 47 - 1998
Brittney Hawks, Madison, 21 - 1998
Dani Bielec, Coeur d'Alene, 16 - 2001
Alli Nieman, Sandpoint, 83 - 1996
Corissa Yasen, Coeur d'Alene, 33 - 1991; Brittney Hawks, Madison, 33 - 1998
Sonja Martin, Moscow, 25 - 1988; C. Sharp, Madison, 25 - 1989
Brittney Hawks, Madison, 26.7 - 1998
Steffney Layton, Blackfoot, 8 - 1994
Devyn Christensen, Vallivue, 11 - 2008

4A GIRLS

2001 Caldwell Andy Jones
2002 Post Falls Chris Johnson
2003 Post Falls Chris Johnson
2004 Jerome Michelle Skyles
2005 Bonneville Traci Peterson
2006 Vallivue Stu Sells

2007 Burley Gordon Kerbs
2008 Middleton Andy Jones
2009 Bonneville Ryan Harrigfeld
2010 Middleton Andy Jones

Team

Most total team points scored in one game:
Team scoring most points in tournament:
Highest point average by a team in tournament:
Least number of points allowed an opponent:

Skyview 78 - 2008
Sandpoint, 191 - 2003
Sandpoint, 67.3 - 2003
Jerome, 23 - 2001

Individual

Most points scored in one game:
Most field goals scored in one game:
Most free throws scored in one game:
Most points scored in tournament:
Most field goals scored in tournament:

Most free throws scored in tournament:
Highest average points per game:
Most 3 pt. goals scored in one game:

Most 3 pt. goals scored in tournament:

Shandi Keller, Sandpoint, 32 - 2003
Jennifer Pond, Jerome, 12 - 2003
Amy Passey, Bonneville, 18 - 2005
Shandi Keller, Sandpoint, 62 - 2003
Aubree Johnson, Post Falls, 21 - 2002
Jennifer Pond, Jerome, 21 - 2003
23: Whitney Clark, Jerome - 2004; Jeannie Hollingsworth, Preston-2007
Shandi Keller, Sandpoint, 20.7 - 2003
Krystal Keller, Blackfoot, 6 - 2001
Natalie Lindley, Bonneville, - 2006
Krystal Keller, Blackfoot, 9 - 2001

3A GIRLS

1977 Grangeville Marie Appel
1978 Kuna Barbara Eisenbarth
1979 Grangeville Jan Solberg
1980 Madison Ann McLaughlin
1981 Moscow J. Barrett, W. Shol
1982 Moscow J. Barrett, W. Shol
1983 Post Falls Ron Worley
1984 Madison Gary Parkinson
1985 Madison Gary Parkinson
1986 Preston Jean Paskins
1987 St. Maries Randy Heindenreich
1988 St. Maries Randy Heindenreich

1989 Lakeland Mike Bayley
1990 Kuna Doug Ericson
1991 Shelley Newel Sargent
1992 Moscow Sally Greene
1993 Moscow Sally Greene
1994 Moscow Sally Greene
1995 Shelley Newel Sargent
1996 Moscow Sally Greene
1997 Buhl Joe Shepard
1998 Shelley Mike Jensen
1999 Bear Lake Von Saxton
2000 American Falls Gary Aldous

2001 Lakeland Steve Seymour
2002 Lakeland Steve Seymour
2003 Shelley Mike Jensen
2004 Marsh Valley Stan Hale
2005 Marsh Valley Todd Jensen
2006 Shelley Laurie Keister
2007 Sugar-Salem Todd Jensen
2008 Shelley Burke Davis
2009 Sugar-Salem Todd Jensen
2010 Priest River Gary Stewart

Team

Most total team points scored in one game:
Team scoring most points in tournament:
Highest point average by a team in tournament:
Least number of points allowed an opponent:

Sugar-Salem, 83 - 1996
Emmett, 211 - 1993
Emmett, 70.3 - 1993
Snake River, 16 - 1990

Individual

Most points scored in one game:
Most field goals scored in one game:
Most free throws scored in one game:

Most points scored in tournament:
Most field goals scored in tournament:
Most free throws scored in tournament:
Highest average points per game:
Most 3 pt. goals scored in one game:
Most 3 pt. goals scored in tournament:

Sofia Hepworth, Sugar-Salem, 38 - 2010
Sofia Hepworth, Sugar-Salem, 16 - 2010
Debbie Dianda, St. Maries, 15 - 1985
Teresa Gemar, Shelley, 15 - 1991
Courtney Petersen, Burley, 96 - 1993
Courtney Petersen, Burley, 40 - 1993
Merrilee Udy, American Falls, 26 - 2000
Courtney Petersen, Burley, 32.0 - 1993
Kelly Johnson, Moscow, 6 - 1994
Tenielle Thompson, Marsh Valley, 11 - 2002

2A GIRLS

1977	Prairie (Cottonwood)	Art Dorval
1978	Prairie (Cottonwood)	Art Dorval
1979	McCall-Donnelly	Evelyn Hartley
1980	Homedale	Dean Vance
1981	Prairie (Cottonwood)	Don Hoffmann
1982	Prairie (Cottonwood)	Don Hoffmann
1983	Grace	Ray Yamauchi
1984	Kimberly	Terry Dowd
1985	Timberline	Kyra Rolstad
1986	Grace	Keith Bitton
1987	Firth	Diana Pearson
1988	Prairie	Chris Wren

1989	Lapwai	Dan Wilson
1990	Declo	Lynn Payne
1991	Sugar-Salem	Bill Koehler
1992	Prairie	Chris Wren
1993	Malad	Roslyn Brimhall
1994	Grangeville	Skip Hall
1995	Clearwater Valley	Dave Snodgrass
1996	Grangeville	Larson Anderson
1997	Prairie	Gordon Heath
1998	Lapwai	Bill Picard
1999	West Jefferson	Larry Niederer
2000	Nampa Christian	Byron Gingrich

2001	New Plymouth	Denise Oliver
2002	Lapwai	Shawn Spencer
2003	Nampa Christian	Byron Gingrich
2004	Grangeville	Larson Anderson
2005	Grangeville	Larson Anderson
2006	Butte County	Jason Hansen
2007	Butte County	Jason Hansen
2008	Grangeville	Larson Anderson
2009	West Jefferson	Jessica Shanafelt
2010	West Jefferson	Jessica Shanafelt

Team

Most team points scored in one game:

Team scoring most points in tournament:

Highest points average by a team in tournament:

Least number of points allowed an opponent:

Fruitland, 86 - 1986

Butte County, 214 - 2006

Butte County, 71.3 - 2006

Homedale, 13 - 1998

Individual

Most points scored in one game:

Most field goals scored in one game:

Most free throws scored in one game:

Most points scored in tournament:

Most field goals scored in tournament:

Most free throws scored in tournament:

Highest average points per game:

Most 3 pt. goals scored in one game:

Most 3 pt. goals scored in tournament:

Kerri Locke, Fruitland, 39 - 1986

Margaret McCormick, Lapwai, 39 - 1995

Kerri Locke, Fruitland, 17 - 1986

Julie Uranga, Homedale, 21 - 1981

Julie Uranga, Homedale, 101 (3 games) - 1981

Vallem, Kendrick, 32 - 1981

Julie Uranga, Homedale, 45 - 1981

Julie Uranga, Homedale, 33.7 - 1981

Kendra Leininger, Grangeville, 7 - 2006

Billie Ann Randall, Grace, 12 - 1995

Kendra Leininger, Grangeville, 12 - 2006

1A GIRLS

1977	Salmon River	Marilyn Bagley
1978	Highland	David Snodgrass
1979	Richfield	James Thomas
1980	Kootenai	Karla Merrill
1981	Kootenai	Karla Merrill
1982	Midvalw	Dan Warfield
1983	Kendrick	Jay Henderson
1984	Cambridge	Tracy Anderson
1985	Highland	Dave Snodgrass
1986	Shoshone	Ed Sandy
1987	Genesee	Terry Asbjornsen

1988	Cambridge	Michael Woodman
1989	Cambridge	Michael Woodman
1990	Plummer	Ron Miller
1991	Troy	Bobbi Hazeltine
1992	Troy	Bobbi Hazeltine
1993	Highland	Debbie Sobotta
1994	Troy	Bobbi Hazeltine
1995	Highland	Debbie Sobotta
1996	Troy	Bobbi Hazeltine
1997	Kendrick	Lisa Wolff
1998	Troy	Bobbi Hazeltine

1999	Dietrich	Gene Shaw
2000	Sho-Ban	Jodie Van deVenter
2001	Leadore	Tony Cooper
2002	Kendrick	Lisa Wolff
2003	Rimrock	Bob Delle
2004	Rimrock	Bob Delle
2005	Shoshone	Tim Chapman
2006	Garden Valley	Paula Tucker-Boyd
2007	Richfield	Steve Kent
2008	Genesee	Lucas Rae

1A DI GIRLS

2009	Lapwai	Shawn Spencer
2010	Clearwater Valley	Krisi Pratt

Team

Most team points scored in one game:

Team scoring most points in tournament:

Highest point average by a team in tournament:

Least number of points allowed an opponent:

Kendrick, 87 - 1989

Kendrick, 209 (3 games) - 1989; Lapwai, 246 (4 games) - 2008

Kendrick, 69.66 - 1989

Salmon River, 9 - 1977

Individual

Most points scored in one game:

Most field goals scored in one game:

Most free throws scored in one game:

Most points scored in tournament:

Most field goals scored in tournament:

Most free throws scored in tournament:

Highest average points per game:

Most 3 pt. goals scored in one game:

Most 3 pt. goals scored in tournament:

Mindy Rice, Rimrock, 45 - 1991

Damiano, Kootenai, 17 - 1980; Mindy Rice, Rimrock, 45 - 1991

Kim Derr, Clark Fork, 17 - 1987

Mindy Rice, Rimrock, 100 (3 games) - 1991; Hollie Tyler, Leadore, 107 (4 games) - 2000

Ranae Hewitt, Kendrick, 39 (3 games) - 1989; Mindy Rice, Rimrock, 39 (3 games) - 1991;

Hollie Tyler, Leadore, 43 (4 games) - 2000

Kim Derr, Clark Fork, 31 - 1987

Mindy Rice, Rimrock, 33.3 - 1991

Alicia Jester, Hagerman, 8 - 2002

Kallie Axelson, Shoshone, 13 - 2006

1A DII GIRLS

2009	Richfield	Steve Kent
2010	Richfield	Steve Kent

Team

Most team points scored in one game:

Team scoring most points in tournament:

Highest point average by a team in tournament:

Least number of points allowed an opponent:

Richfield, 61 - 2009

Richfield, 171 - 2009

Richfield, 47 - 2009

Greenleaf Friends Academy, 20 - 2009

Individual

Most points in a game

Most field goals in a game

Most free throws in a game

Most points in a tourn.

Most field goals in a tourn.

Most free throws in a tourn.

Highest avg. pts. per game

Most 3 pt goals in a game

Most 3 pt. goals in a tourn.

Teenie Kent, Richfield, 32 - 2010

Lacey Jones, Garden Valley, 10 - 2009

Teenie Kent, Richfield, 11 - 2010

Teenie Kent, Richfield, 76 - 2010

Teenie Kent, Richfield, 24 - 2010

Lacey Jones, Garden Valley, 22 - 2009

Teenie Kent, Richfield, 25.3 - 2010

Jackie Fly, Garden Valley, 5 - 2009; Teenie Kent, Richfield, 5 - 2010

Jackie Fly, Garden Valley, 10 - 2009; Teenie Kent, Richfield, 10 - 2010

BOYS STATE BASKETBALL TOURNAMENT WINNERS

5A BOYS

1964	Kellogg	Don Haynes	1980	Boise	Greg Hordemann	1996	Highland	Chris Frost
1965	Borah	Murray Satterfield	1981	Highland	Ron Kress	1997	Madison	Bill Hawkins
1966	Borah	Terry Conley	1982	Borah	Kirk Williams	1998	Coeur d'Alene	Larry Bieber
1967	Caldwell	Sam Willard	1983	Meridian	Don Haynes	1999	Pocatello	Greg Evans
1968	Capital	Dick Hartley	1984	Borah	Kirk Williams	2000	Pocatello	Greg Evans
1969	Pocatello	Bill Emerson	1985	Borah	Kirk Williams	2001	Madison	Bill Hawkins
1970	Highland	Ron Kress	1986	Boise	Greg Hordemann	2002	Madison	Bill Hawkins
1971	Skyline	Charley Bills	1987	Rigby	Elliott Anderson	2003	Centennial	Tom Aipperspach
1972	Moscow	Greg Hordemann	1988	Idaho Falls	Gary Buell	2004	Borah	Cary Cada
1973	Coeur d'Alene	Dean Lundblad	1989	Skyline	Jim Lewis	2005	Borah	Cary Cada
1974	Twin Falls	Don Haynes	1990	Highland	Chris Frost	2006	Twin Falls	Matt Harr
1975	Capital	Charles Henry	1991	Burley	Bill Cowell	2007	Madison	Bill Hawkins
1976	Capital	Charles Henry	1992	Meridian	Dennis Kerfoot	2008	Vallivue	Mike Chatterton
1977	Capital	Charles Henry	1993	Borah	Kirk Williams	2009	Lewiston	Dave Cornelia
1978	Capital	Charles Henry	1994	Borah	Kirk Williams	2010	Post Falls	Mike McLean
1979	Meridian	Don Haynes	1995	Centennial	Tom Aipperspach			

Team

Most total team points scored in one game:

Team scoring most points in tournament:

Highest point average by a team in tournament:

Least number of points allowed an opponent:

Coeur d'Alene, 102 - 1979

Coeur d'Alene, 240 (3 games) - 1984

Highland, 85.5 - 2001

Pocatello, 25 - 2000

Individual

Most points scored in one game:

Most field goals scored in one game:

Most free throws scored in one game:

Most points scored in tournament:

Most field goals scored in tournament:

Most free throws scored in tournament:

Highest average points per game:

Most 3 pt. goals scored in one game:

Most 3 pt. goals scored in tournament:

Rick Cutright, Highland, 43 - 1971; Don Holston, Highland, 43 - 1982

Mike Stewart, Caldwell, 18 - 1969; Rick Cutright, Highland, 18 - 1971

Nate Clingon, Coeur d'Alene, 23 - 2008

Mike Stewart, Caldwell, 106(3 games) 1969

Mike Stewart, Caldwell, 45 - 1969

Jim Boatright, Minico, 31 - 1969

Mike Stewart, Caldwell, 35.5 - 1969

Paul Egwuonwu, Capital, 10 - 2009

Trent Gardner, Madison, 12 - 1990; Shane Humpherys, Blackfoot, 12 - 1999

4A BOYS

2001	Vallivue	Mike Chatterton	2006	Skyview	Dan McGee
2002	Century	Cody Shelley	2007	Burley	Jack Bagley
2003	Bonneville	Tim Hooten	2008	Burley	Jack Bagley
2004	Century	Cody Shelley	2009	Skyview	Sean Yeager
			2010	Twin Falls	Matt Harr
2005	Skyview	Dan McGee			

Team

Most total team points scored in one game:

Team scoring most points in tournament:

Highest point average by a team in tournament:

Least number of points allowed an opponent:

Jerome, 83 - 2009

Burley, 216 - 2008

Burley, 72 - 2008

35: Bishop Kelly, 2003; Moscow, 2007

Individual

Most points scored in one game:

Most field goals scored in one game:

Most free throws scored in one game:

Most points scored in tournament:

Most field goals scored in tournament:

Most free throws scored in tournament:

Highest average points per game:

Most 3 pt. goals scored in one game:

Most 3 pt. goals scored in tournament:

Scott Stockwell, Post Falls, 36 - 2005

Jacob Harris, Blackfoot, 12 - 2005

14: Matt Stucki, Century-2002; Ozzie Boyce, Hillcrest-2007

Scott Stockwell, Post Falls, 79 - 2005

Darrell Williams, Moscow, 31 - 2001

21: Matt Ballenger, Skyview-2007; Ozzie Boyce, Hillcrest-2007

Scott Stockwell, Post Falls, 26.3 - 2005

Jake Burtenshaw, Bonneville, 9 2002

Chris Ybarquen, Nampa, 14 - 2001; Jake Burtenshaw, Bonneville, 14 - 2002

3A BOYS

1964	Salmon	Dean Stokes	1980	Moscow	Rick Sweeney	1996	Bear Lake	Ken Parks
1965	Emmett	Ray Mullins	1981	Madison	Jerry Grover	1997	Moscow	Don Dudley
1966	Gooding	Delbert Bleazard	1982	Rigby	Elliott Anderson	1998	Bishop Kelly	Neil McCarthy
1967	Soda Springs	George Birger	1983	Rigby	Elliott Anderson	1999	Kuna	Kelly Emry
1968	Preston	Ivan Davis	1984	Rigby	Elliott Anderson	1999	Kuna	Kelly Emry
1969	Snake River	Nolan Mecham	1985	Snake River	Dale Shelley	2000	Snake River	Robert Coombs
1970	Shelley	Newell Sargent	1986	Rigby	Elliott Anderson	2001	Preston	Coy Pratt
1971	Gooding	James Thacker	1987	Jerome	Ben Allen	2002	Snake River	Robert Coombs
1972	Gooding	James Thacker	1988	Marsh Valley	Coy Pratt	2003	Declo	Lloyd Garey
1973	Aberdeen	Verlyn Hoagland	1989	Preston	David Filimoehala	2004	Preston	Coy Pratt
1974	Grangeville	Al Arnzen	1990	Preston	David Filimoehala	2005	Snake River	Robert Coombs
1975	Buhl	Jerry Koester	1991	Bishop Kelly	Neil McCarthy	2006	Snake River	Robert Coombs
1976	Vallivue	Jack Jones	1992	Burley	Bill Cowell	2007	Shelley	Dave Hadley
1977	Rigby	Elliott Anderson	1993	Sugar-Salem	Glenn Romney	2008	Fruitland	Mike Fitch
1978	Rigby	Elliott Anderson	1994	Sugar-Salem	Glenn Romney	2009	Shelley	Dave Hadley
1979	Buhl	Terry Adolfsen	1995	Weiser	Lyle Bayley	2010	Priest River	Ryan Bodecker

Team

Most total team points scored in one game:

Team scoring most points in tournament:

Highest point average by a team in tournament:

Least number of points allowed an opponent:

Shelley, 96 - 1970; Moscow, 96 - 1982

Sugar-Salem, 247 - 1993

Sugar-Salem, 82.3 - 1993

Snake River, 24 - 2005

Individual

Most points scored in one game:

Most field goals scored in one game:

Most free throws scored in one game:

Most points scored in tournament:

Most field goals scored in tournament:

Most free throws scored in tournament:

Highest average points per game:

Most 3 pt. goals scored in one game:

Most 3 pt. goals scored in tournament:

Dan Roe, St. Maries, 46 - 1983

Dan Roe, St. Maries, 21 - 1983

Kendal Meier, Buhl, 18 - 1972

Steve Hayes, Aberdeen, 98 (3 games) - 1973

Ron Adamson, Gooding, 35 - 1966

Steve Hayes, Aberdeen, 32 - 1973

Steve Hayes, Aberdeen, 32.6 - 1973

Kent Howell, Marsh Valley, 7 - 1995

Bryce Beard, Filer, 14 - 2009

2A BOYS

1964	Post Falls	C. W. Totten
1965	Middleton	Sam Willard
1966	Teton (Driggs)	Lester Wade
1967	IHM Academy	Eugene Boyle
1968	IHM Academy	Eugene Boyle
1969	Homedale	Darryl Kellum
1970	Wendell	Ed Otton
1971	Genesee	Os Kanikkeberg
1972	Timberline	Fred Durham
1973	Sugar-Salem	Ken Fillmore
1974	West Jefferson	Jon Wilson
1975	Teton	Lester Wade
1976	Teton	Lester Wade
1977	Teton	Lester Wade
1978	West Side	Kohn Smith
1979	West Side	Kohn Smith

1980	Fruitland	Mike Knee
1981	Glenns Ferry	Gordon Brown
1982	Prairie	Alan Felgenhauer
1983	Butte County	Barry Barg
1984	Lapwai	Darryl Moulten
1985	Malad	Terry Jones
1986	Gooding	Lou Anderson
1987	Lapwai	Bruce Crossfield
1988	Lapwai	Bruce Crossfield
1989	Lapwai	Bruce Crossfield
1990	Ririe	Kent Sutton
1991	Soda Springs	Ken Heuseveldt
1992	Malad	Terry Jones
1993	New Plymouth	Ryan Kerby
1994	Malad	Terry Jones
1995	Teton	Dee O'Brien

1996	Malad	Terry Jones
1997	Teton	Dee O'Brien
1998	Declo	Loyd Gary
1999	Firth	Stewart Portella
2000	Lapwai	Josh Leighton
2001	Valley	Roger Caresia
2002	Lapwai	Josh Leighton
2003	Grace	Greg Bergholm
2004	Wendell	Allen Kelsey
2005	Malad	Terry Jones
2006	Malad	Terry Jones
2007	Firth	Scott Adams
2008	Firth	Scott Adams
2009	Firth	Scott Adams
2010	Firth	Scott Adams

Team

Most total team points scored in one game:

Team scoring most points in tournament:

Highest point average by a team in tournament:

Least number of points allowed an opponent:

Lapwai, 101 - 1989

Lapwai, 267 - 1989

Lapwai, 89.0 - 1989

Malad, 17 - 2006

Individual

Most points scored in one game:

Most field goals scored in one game:

Most free throws scored in one game:

Most points scored in tournament:

Most field goals in tournament:

Most free throws scored in tournament:

Highest average points per game:

Most 3 pt. goals scored in one game:

Most 3 pt. goals scored in tournament:

Dan Akins, Potlatch, 52 - 1985

Dan Akins, Potlatch, 21 - 1985

Justin Jones, Malad, 16 - 1992

Brett Daniels, Malad, 100 - 1985

Brett Daniels, Malad, 44 - 1985

Justin Jones, Malad, 37 - 1991

Brett Daniels, Malad, 33.3 - 1985

Kris Baumann, New Plymouth, 10 - 1993

David Cunningham, Lapwai, 16 - 1994

1A BOYS

1964	Genesee	Oz Kanikkeberg
1965	Mullan	Norm Walker
1966	Dietrich	Harold Stroud
1967	Murtaugh	Percy Christensen
1968	Kendrick	Terry Taylor
1969	Weippe	Elmer Wessels
1970	Oakley	Gary Swan
1971	Oakley	Neil Wyatt
1972	Hagerman	Joe James
1973	Murtaugh	Richard Annala
1974	Camas County	Al Glanders
1975	Deary	Del Sheldon
1976	Raft River	Olani Wallace
1977	Oakley	Neal Wyatt
1978	Nezperce	Terry Gorton
1979	Nezperce	Terry Gorton

1980	Culdesac	Kim Hansen
1981	Mackay	Mike Marinac
1982	Greenleaf	John Ehrlich
1983	Genesee	Oz Kanikkeberg
1984	Highland	John Savage
1985	Kendrick	Brent Monroe
1986	Castleford	Rich Schurhke
1987	Shoshone	Larry Messick
1988	Mackay	Jack McKelvey
1989	Shoshone	Larry Messick
1990	Castleford	Andy Wiseman
1991	Wilder	Ferris Lynn
1992	Wilder	Ferris Lynn
1993	Wilder	Ferris Lynn
1994	Murtaugh	Craig Stanger
1995	North Gem	Ken Christensen

1996	Nampa Christian	Carlyle Dean
1997	Lakeside	Greg Stutzman
1998	Wilder	Ferris Lynn
1999	Mackay	Sheldon Rosenkrance
2000	Mackay	Sheldon Rosenkrance
2001	Mackay	Sheldon Rosenkrance
2002	Cole Valley Christian	Brad Carr
2003	Castleford	Andy Wiseman
2004	Cole Valley Christian	Brad Carr
2005	Troy	Guy Wells
2006	Lapwai	Eric Spencer
2007	Genesee	Jeff Boyd
2008	Troy	Guy Wells

1A DI BOYS

2009	Genesee	Jason Boyd
2010	Prairie	Teel Bruner

Team

Most total team points scored in one game:

Team scoring most points in tournament:

Highest point average by a team in tournament:

Least number of points allowed an opponent:

Kendrick, 100 - 1967

Kendrick, 252 (3 games) - 1985; Wilder, 284 (4 games) - 1998

Kendrick, 85 - 1985

Troy, 24 - 2005

Individual

Most points scored in one game:

Most field goals scored in one game:

Most free throws scored in one game:

Most points scored in tournament:

Most field goals in tournament:

Most free throws scored in tournament:

Highest average points per game:

Most 3 pt. goals scored in one game:

Most 3 pt. goals scored in tournament:

Zario Ziegler, Highland, 48 - 1990

Jim Lowther, Clark Fork, 17 - 1970

Magic Smith, SoBan, 18 - 2009

Magic Smith, ShoBan, 107 - 2009

Magic Smith, ShoBan, 43 - 2009

Tim Ahaus, Marsing, 31 - 1990

Magic Smith, ShoBan, 35.6 - 2009

Jason Smith, Troy, 10 - 2008

Victor Vasquez, Richfield 17 (3 games) - 2005

Shawn Heath, Troy, 20 (4 games) - 2000

1A DII BOYS

2009	Mackay	Josh Pehrson
2010	Nezperce	Dave Baldus

Team

Most total team points scored in one game:

Team scoring most points in tournament:

Highest point average by a team in tournament:

Least number of points allowed an opponent:

Carey, 72 - 2009

Nezperce, 175 - 2009

Nezperce, 58.3 - 2009

Clark County, 32 - 2009

Individual

Most points in a game

Most field goals in a game

Most free throws in a game

Most points in a tourn.

Most field goals a tourn.

Most free throws in a tourn.

Highest avg. pts. per game

Most 3 pt. scored in a game

Most 3 pt. goals scored in tourn.

David Johnson, Summit Academy, 32 - 2009; Kole Krosch, Mackay, 32 - 2010

David Johnson, Summit Academy, 14 - 2009

J.C. Tucker, Garden Valley, 10 - 2009

Kole Krosch, Mackay, 72 - 2010

Kole Krosch, Mackay, 27 - 2010

Kole Krosch, Mackay, 15 - 2010

Kole Krosch, Mackay, 24 - 2010

Tel Clark, Richfield, 5 - 2009

Tel Clark, Richfield, 11 - 2009